

# Serie GHILUX

## VÁLVULAS A ESFERA

**FKM - HNBR - EPDM bajo pedido**

**British Gas** CERTIFIED BS EN 331: 1998  
TESTED BY GLTO BS EN 331: 1998



1907/2006  
**REACH**

2011/65/CE  
**RoHS**

PED  
2014/68/UE

BS EN  
331:2015

SILICON  
FREE



Gas cónica conforme ISO 7.1, BS 21, DIN 2999,  
Gas cilíndrica conforme ISO 228 Clase A.



Cuerpo, tuerca y husillo en latón cromado, maneta en PA66 con refuerzo en fibra de vidrio, junta sede esfera en PTFE, otras juntas en NBR (FKM bajo pedido).



Tubo: 4 - 6 - 8 - 10 - 12 - 14 - 15 - 16 - 18 mm  
Rosca: 1/8" - 1/4" - 3/8" - 1/2" - 3/4" - 1" - 1 1/4" - 1 1/2" - 2"



0,99 bar a 20 bar



Aire comprimido - Agua - Aceites  
1ª y 2ª familia de gas a media presión  
3ª familia de gas a baja presión.



-20° C a +80° C

**FKM**

-15° C  
+130° C

**EPDM**

-40° C  
+130° C

**HNBR**

-30° C  
+130° C



Tubos en cobre, tubos metálicos en general, racores varios, Poliamida PA6, PA11, PA12, Polietileno, Poliuretano, PTFE, FEP...

**APLICACIONES:** Aire comprimido - Herramientas - Automatización neumática - Interceptación de fluidos  
Alimentos y bebidas - Life & Science - Gases inertes - Vacío - Fontanería

### 6300

Hembra RP ISO 7  
Hembra RP ISO 7



| Código       | Ref.       | Pack | █ |
|--------------|------------|------|---|
| 6300 1/8 1/8 | 0630000001 | 10   |   |
| 6300 1/4 1/4 | 0630000002 | 10   |   |
| 6300 3/8 3/8 | 0630000003 | 10   |   |
| 6300 1/2 1/2 | 0630000004 | 10   |   |
| 6300 3/4 3/4 | 0630000055 | 5    |   |

### 6320

Macho cilíndrico  
GA ISO 228  
Hembra RP ISO 7



| Código       | Ref.       | Pack | █ |
|--------------|------------|------|---|
| 6320 1/8 1/8 | 0632000001 | 10   |   |
| 6320 1/4 1/8 | 0632000002 | 10   |   |
| 6320 1/4 1/4 | 0632000003 | 10   |   |
| 6320 3/8 3/8 | 0632000004 | 10   |   |
| 6320 1/2 1/2 | 0632000005 | 10   |   |
| 6320 3/4 3/4 | 0632000066 | 5    |   |

### 6340

Tubo  
Hembra RP ISO 7



| Código      | Ref.       | Pack | █ |
|-------------|------------|------|---|
| 6340 6 1/8  | 0634000001 | 10   |   |
| 6340 8 1/8  | 0634000002 | 10   |   |
| 6340 8 1/4  | 0634000003 | 10   |   |
| 6340 10 3/8 | 0634000004 | 10   |   |
| 6340 12 3/8 | 0634000005 | 10   |   |
| 6340 14 1/2 | 0634000006 | 10   |   |
| 6340 15 1/2 | 0634000007 | 10   |   |
| 6340 16 3/4 | 0634000098 | 5    |   |
| 6340 18 3/4 | 0634000099 | 5    |   |

### 6400

Hembra G ISO 228  
Hembra G ISO 228



| Código       | Ref.       | Pack | █ |
|--------------|------------|------|---|
| 6400 1/8 1/8 | 0640000001 | 10   |   |
| 6400 1/4 1/4 | 0640000002 | 10   |   |
| 6400 3/8 3/8 | 0640000003 | 10   |   |
| 6400 1/2 1/2 | 0640000004 | 10   |   |
| 6400 3/4 3/4 | 0640000055 | 5    |   |

### 6310

Macho cónico R ISO 7  
Hembra RP ISO 7



| Código       | Ref.       | Pack | █ |
|--------------|------------|------|---|
| 6310 1/8 1/8 | 0631000001 | 10   |   |
| 6310 1/4 1/8 | 0631000002 | 10   |   |
| 6310 1/4 1/4 | 0631000003 | 10   |   |
| 6310 3/8 3/8 | 0631000004 | 10   |   |
| 6310 1/2 1/2 | 0631000005 | 10   |   |
| 6310 3/4 3/4 | 0631000066 | 5    |   |

### 6330

Macho cónico R ISO 7  
Macho cilíndrico  
GA ISO 228



| Código       | Ref.       | Pack | █ |
|--------------|------------|------|---|
| 6330 1/8 1/8 | 0633000001 | 10   |   |
| 6330 1/8 1/4 | 0633000002 | 10   |   |
| 6330 1/4 1/8 | 0633000003 | 10   |   |
| 6330 1/4 1/4 | 0633000004 | 10   |   |
| 6330 3/8 3/8 | 0633000005 | 10   |   |
| 6330 1/2 1/2 | 0633000006 | 10   |   |
| 6330 3/4 3/4 | 0633000077 | 5    |   |

### 6350

Macho cónico  
R ISO 7  
Tubo



| Código      | Ref.       | Pack | █ |
|-------------|------------|------|---|
| 6350 1/8 6  | 0635000001 | 10   |   |
| 6350 1/8 8  | 0635000002 | 10   |   |
| 6350 1/4 6  | 0635000003 | 10   |   |
| 6350 1/4 8  | 0635000004 | 10   |   |
| 6350 3/8 10 | 0635000005 | 10   |   |
| 6350 3/8 12 | 0635000006 | 10   |   |
| 6350 1/2 14 | 0635000007 | 10   |   |
| 6350 1/2 15 | 0635000008 | 10   |   |
| 6350 3/4 16 | 0635000109 | 5    |   |
| 6350 3/4 18 | 0635000110 | 5    |   |

### 6410

Macho cilíndrico  
GA ISO 228  
Hembra G ISO 228



| Código       | Ref.       | Pack | █ |
|--------------|------------|------|---|
| 6410 1/8 1/8 | 0641000001 | 10   |   |
| 6410 1/4 1/8 | 0641000002 | 10   |   |
| 6410 1/4 1/4 | 0641000003 | 10   |   |
| 6410 3/8 3/8 | 0641000004 | 10   |   |
| 6410 1/2 1/2 | 0641000005 | 10   |   |
| 6410 3/4 3/4 | 0641000066 | 5    |   |

Serie GHILUX



CERTIFIED BS EN 331: 1998  
TESTED BY GLTO BS EN 331: 1998

Válvulas a esfera

6420

Macho cil. GA ISO 228  
Macho cil. GA ISO 228



| Código       | Ref.       | Pack | ■ |
|--------------|------------|------|---|
| 6420 1/8 1/8 | 0642000001 | 10   |   |
| 6420 1/8 1/4 | 0642000002 | 10   |   |
| 6420 1/4 1/4 | 0642000003 | 10   |   |
| 6420 3/8 1/4 | 0642000004 | 10   |   |
| 6420 3/8 3/8 | 0642000005 | 10   |   |
| 6420 1/2 3/8 | 0642000006 | 10   |   |
| 6420 1/2 1/2 | 0642000007 | 10   |   |
| 6420 3/4 1/2 | 0642000008 | 10   |   |
| 6420 3/4 3/4 | 0642000099 | 5    |   |

6430

Tubo  
Hembra G ISO 228



| Código      | Ref.       | Pack | ■ |
|-------------|------------|------|---|
| 6430 6 1/8  | 0643000001 | 10   |   |
| 6430 8 1/8  | 0643000002 | 10   |   |
| 6430 8 1/4  | 0643000003 | 10   |   |
| 6430 10 3/8 | 0643000004 | 10   |   |
| 6430 12 3/8 | 0643000005 | 10   |   |
| 6430 14 1/2 | 0643000006 | 10   |   |
| 6430 15 1/2 | 0643000007 | 10   |   |
| 6430 16 3/4 | 0643000098 | 5    |   |
| 6430 18 3/4 | 0643000099 | 5    |   |

6440

Macho cilíndrico GA ISO 228  
Tubo



| Código      | Ref.       | Pack | ■ |
|-------------|------------|------|---|
| 6440 1/8 6  | 0644000001 | 10   |   |
| 6440 1/8 8  | 0644000002 | 10   |   |
| 6440 1/4 6  | 0644000003 | 10   |   |
| 6440 1/4 8  | 0644000004 | 10   |   |
| 6440 1/4 10 | 0644000005 | 10   |   |
| 6440 3/8 8  | 0644000006 | 10   |   |
| 6440 3/8 10 | 0644000007 | 10   |   |
| 6440 3/8 12 | 0644000008 | 10   |   |
| 6440 3/8 14 | 0644000009 | 10   |   |
| 6440 3/8 15 | 0644000010 | 10   |   |
| 6440 1/2 10 | 0644000011 | 10   |   |
| 6440 1/2 12 | 0644000012 | 10   |   |
| 6440 1/2 14 | 0644000013 | 10   |   |
| 6440 1/2 15 | 0644000014 | 10   |   |
| 6440 3/4 14 | 0644000015 | 10   |   |
| 6440 3/4 15 | 0644000016 | 10   |   |
| 6440 3/4 16 | 0644000197 | 5    |   |
| 6440 3/4 18 | 0644000198 | 5    |   |

6450

Tubo  
Tubo



| Código     | Ref.       | Pack | ■ |
|------------|------------|------|---|
| 6450 6 6   | 0645000001 | 10   |   |
| 6450 6 8   | 0645000002 | 10   |   |
| 6450 8 8   | 0645000003 | 10   |   |
| 6450 10 8  | 0645000004 | 10   |   |
| 6450 10 10 | 0645000005 | 10   |   |
| 6450 10 12 | 0645000006 | 10   |   |
| 6450 12 12 | 0645000007 | 10   |   |
| 6450 14 10 | 0645000008 | 10   |   |
| 6450 14 12 | 0645000009 | 10   |   |
| 6450 14 14 | 0645000012 | 10   |   |
| 6450 15 10 | 0645000010 | 10   |   |
| 6450 15 12 | 0645000011 | 10   |   |
| 6450 15 14 | 0645000013 | 10   |   |
| 6450 15 15 | 0645000014 | 10   |   |
| 6450 16 14 | 0645000015 | 10   |   |
| 6450 16 15 | 0645000016 | 10   |   |
| 6450 18 14 | 0645000017 | 10   |   |
| 6450 18 15 | 0645000018 | 10   |   |
| 6450 18 16 | 0645000219 | 5    |   |
| 6450 18 18 | 0645000220 | 5    |   |

6460

Tuerca  
Macho cónico R ISO



| Código   | Ref.       | Pack | ■ |
|----------|------------|------|---|
| 6460 1/8 | 0646000001 | 10   |   |
| 6460 1/4 | 0646000002 | 10   |   |
| 6460 3/8 | 0646000003 | 10   |   |

NO GAS

6470

Tuerca  
Hembra G ISO 228



| Código   | Ref.       | Pack | ■ |
|----------|------------|------|---|
| 6470 1/8 | 0647000001 | 10   |   |
| 6470 1/4 | 0647000002 | 10   |   |

NO GAS

6490

Válvula con pie de anclaje  
Hembra G ISO 228  
Hembra G ISO 228



| Código       | Ref.       | Pack | ■ |
|--------------|------------|------|---|
| 6490 1/4 1/4 | 0649000002 | 10   |   |
| 6490 3/8 3/8 | 0649000003 | 10   |   |

6500

Válvula con pie de anclaje  
Tubo - Tubo



| Código   | Ref.       | Pack | ■ |
|----------|------------|------|---|
| 6500 8 8 | 0650000001 | 10   |   |

6540

Válvula a L macho cilíndrico GA ISO 228  
Macho cónico R ISO 7



| Código       | Ref.       | Pack | ■ |
|--------------|------------|------|---|
| 6540 1/4 1/4 | 0654000001 | 10   |   |

6560

Válvula para tubo automático



| Código     | Ref.       | Pack | ■ |
|------------|------------|------|---|
| 6560 4 4   | 0656000001 | 10   |   |
| 6560 6 6   | 0656000002 | 10   |   |
| 6560 8 8   | 0656000003 | 10   |   |
| 6560 10 10 | 0656000075 | 10   |   |
| 6560 12 12 | 0656000076 | 10   |   |

NO GAS

6570

Válvula a esfera macho R ISO 7  
Tubo automático



| Código     | Ref.       | Pack | ■ |
|------------|------------|------|---|
| 6570 4 1/8 | 0657000001 | 10   |   |
| 6570 6 1/8 | 0657000002 | 10   |   |
| 6570 6 1/4 | 0657000003 | 10   |   |
| 6570 8 1/8 | 0657000004 | 10   |   |
| 6570 8 1/4 | 0657000005 | 10   |   |

NO GAS

6600

Válvula hembra ISO 228 con Escape atmósfera



| Código       | Ref.       | Pack | ■ |
|--------------|------------|------|---|
| 6600 1/8 1/8 | 0660000001 | 10   |   |
| 6600 1/4 1/4 | 0660000002 | 10   |   |
| 6600 3/8 3/8 | 0660000003 | 10   |   |

NO GAS

86300

Hembra NPTF  
Hembra NPTF



| Código        | Ref.       | Pack | ■ |
|---------------|------------|------|---|
| 86300 1/8 1/8 | 8630000001 | 10   |   |
| 86300 1/4 1/4 | 8630000002 | 10   |   |
| 86300 3/8 3/8 | 8630000003 | 10   |   |
| 86300 1/2 1/2 | 8630000004 | 10   |   |

86310

Macho NPTF  
Hembra NPTF



| Código        | Ref.       | Pack | ■ |
|---------------|------------|------|---|
| 86310 1/8 1/8 | 8631000001 | 10   |   |
| 86310 1/4 1/4 | 8631000002 | 10   |   |
| 86310 3/8 3/8 | 8631000003 | 10   |   |
| 86310 1/2 1/2 | 8631000004 | 10   |   |

6700

Válvula a 3 vías hembra G ISO 228

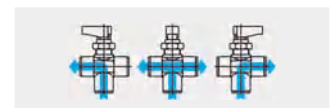


| Código           | Ref.       | Pack | ■ |
|------------------|------------|------|---|
| 6700 1/8 1/8 1/8 | 0670000001 | 10   |   |
| 6700 1/4 1/4 1/4 | 0670000002 | 10   |   |
| 6700 3/8 3/8 3/8 | 0670000003 | 10   |   |

NO GAS

6710

Válvula a 3 vías hembra G ISO 228



| Código           | Ref.       | Pack | ■ |
|------------------|------------|------|---|
| 6710 1/8 1/8 1/8 | 0671000001 | 10   |   |
| 6710 1/4 1/4 1/4 | 0671000002 | 10   |   |
| 6710 3/8 3/8 3/8 | 0671000003 | 10   |   |

NO GAS

Serie GHILUX

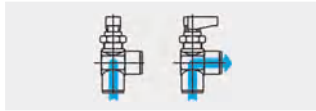


CERTIFIED BS EN 331: 1998  
TESTED BY GLTO BS EN 331: 1998

Válvulas a esfera

6720

Válvula a L  
hembra  
G ISO 228



| Código       | Ref.       | Pack | ■ |
|--------------|------------|------|---|
| 6720 1/8 1/8 | 0672000001 | 10   |   |
| 6720 1/4 1/4 | 0672000002 | 10   |   |
| 6720 3/8 3/8 | 0672000003 | 10   |   |

NO GAS

6680

Tuerca



| Código      | Ref.          | Pack | ■ |
|-------------|---------------|------|---|
| 6680 6 1/8  | 066800001BSCT | 100  |   |
| 6680 8 1/4  | 066800001BJCT | 100  |   |
| 6680 10 3/8 | 066800001CGCT | 100  |   |
| 6680 12 3/8 | 066800001CLCT | 100  |   |
| 6680 14 1/2 | 066800001DBCT | 100  |   |
| 6680 15 1/2 | 066800001CPCT | 100  |   |
| 6680 16 3/4 | 066800001CSCT | 100  |   |
| 6680 18 3/4 | 066800001CXCT | 100  |   |

10740

Bicono  
latón  
DIN 3862



| Código   | Ref.          | Pack | ■ |
|----------|---------------|------|---|
| 10740 6  | 107400002X400 | 50   |   |
| 10740 8  | 107400002X700 | 50   |   |
| 10740 10 | 107400002X900 | 50   |   |
| 10740 12 | 107400002Y100 | 50   |   |
| 10740 15 | 107400002Y400 | 50   |   |
| 10740 18 | 107400002Y700 | 50   |   |

10760

Bicono  
PTFE



| Código   | Ref.          | Pack | ■ |
|----------|---------------|------|---|
| 10760 6  | 107600028X400 | 50   |   |
| 10760 8  | 107600028X700 | 50   |   |
| 10760 10 | 107600028X900 | 50   |   |
| 10760 12 | 107600028Y100 | 50   |   |
| 10760 15 | 107600028Y400 | 50   |   |
| 10760 18 | 107600028Y700 | 50   |   |

10741

Bicono  
latón  
DIN 3862



| Código   | Ref.          | Pack | ■ |
|----------|---------------|------|---|
| 10741 14 | 107410001Y300 | 50   |   |
| 10741 16 | 107410001Y500 | 50   |   |

10761

Bicono  
PTFE



| Código   | Ref.          | Pack | ■ |
|----------|---------------|------|---|
| 10761 14 | 107610028Y300 | 50   |   |
| 10761 16 | 107610028Y500 | 50   |   |

Recambios

6900

Maneta  
standard



| Código | Ref.          | Pack | ■ |
|--------|---------------|------|---|
| 6900 A | 06900A0300000 | 20   |   |
| 6900 B | 06900B0300000 | 20   |   |

A = para Válvulas de 1/8, 1/4 y 3/8  
B = para Válvulas de 1/2 y 3/4

6915

Prolongación  
eje  
de mando




(con maneta larga, tornillo y plaqueta)

| Código | Ref.       | Pack | ■ |
|--------|------------|------|---|
| 6915 A | 0691500001 | 10   |   |
| 6915 B | 0691500002 | 10   |   |

A = para Válvulas de 1/8, 1/4 y 3/8  
B = para Válvulas de 1/2 y 3/4

6910

Maneta  
larga



| Código | Ref.          | Pack | ■ |
|--------|---------------|------|---|
| 6910 A | 06910A0300000 | 20   |   |
| 6910 B | 06910B0300000 | 20   |   |

A = para Válvulas de 1/8, 1/4 y 3/8  
B = para Válvulas de 1/2 y 3/4

6920

Plaqueta  
coloreada



| Código    | Ref.            | Pack | ■ |
|-----------|-----------------|------|---|
| 6920 A RO | ● 06920A03000RO | 100  |   |
| 6920 B RO | ● 06920B03000RO | 100  |   |
| 6920 A GI | ● 06920A03000GI | 100  |   |
| 6920 B GI | ● 06920B03000GI | 100  |   |
| 6920 A BL | ● 06920A03000BL | 100  |   |
| 6920 B BL | ● 06920B03000BL | 100  |   |
| 6920 A VE | ● 06920A03000VE | 100  |   |
| 6920 B VE | ● 06920B03000VE | 100  |   |
| 6920 A BN | ○ 06920A03000BN | 100  |   |
| 6920 B BN | ○ 06920B03000BN | 100  |   |

A = para Válvulas de 1/8, 1/4 y 3/8  
B = para Válvulas de 1/2 y 3/4

## Diferentes posibilidades

Para otras posibilidades,  
ver Catálogo General



Maneta standard



Maneta larga



Maneta larga prolongada

Juntas FKM, Bicono PTFE ...



Serie GHILUX

Válvulas a esfera

Datos Técnicos:

Dada la variedad de productos que componen esta gama, rogamos dirijanse a nuestro Catálogo General para consultar los datos técnicos como presiones, temperaturas, roscas, fluidos compatibles, etc.

6065

Válvula a esfera  
MINI  
Hembra - Hembra




| Código   | Ref.       | Pack | ■    | ■ |
|----------|------------|------|------|---|
| 6065 1/8 | 0606500001 | 10   | >100 |   |
| 6065 1/4 | 0606500002 | 10   | >100 |   |
| 6065 3/8 | 0606500003 | 10   | >100 |   |
| 6065 1/2 | 0606500004 | 10   | >100 |   |
| 6065 3/4 | 0606500005 | 10   | >50  |   |

NO GAS

6067

Válvula a esfera  
Hembra - Hembra



| Código     | Ref.       | Pack | ■    | ■ |
|------------|------------|------|------|---|
| 6067 1/4   |            | 10   | >100 |   |
| 6067 3/8   |            | 10   | >100 |   |
| 6067 1/2   | 0606700001 | 10   | >100 |   |
| 6067 3/4   | 0606700002 | 10   | >50  |   |
| 6067 1"    | 0606700003 | 5    | >25  |   |
| 6067 1"1/4 | 0606700004 | 2    | >25  |   |
| 6067 1"1/2 | 0606700005 | 1    | >25  |   |
| 6067 2"    | 0606700006 | 1    | >10  |   |

6069


Válvula a esfera  
Macho - Hembra



| Código     | Ref.       | Pack | ■    | ■ |
|------------|------------|------|------|---|
| 6069 1/4   |            | 10   | >100 |   |
| 6069 3/8   |            | 10   | >100 |   |
| 6069 1/2   | 0606900001 | 10   | >100 |   |
| 6069 3/4   | 0606900002 | 10   | >50  |   |
| 6069 1"    | 0606900003 | 5    | >25  |   |
| 6069 1"1/4 | 0606900004 | 2    | >25  |   |
| 6069 1"1/2 | 0606900005 | 1    | >25  |   |
| 6069 2"    | 0606900006 | 1    | >10  |   |

6072

Válvula a esfera  
Macho - Hembra



| Código   | Pack | ■    | ■ |
|----------|------|------|---|
| 6072 1/4 | 10   | >100 |   |
| 6072 3/8 | 10   | >100 |   |
| 6072 1/2 | 10   | >100 |   |
| 6072 3/4 | 10   | >50  |   |
| 6072 1"  | 5    | >25  |   |

6066

Válvula a esfera  
MINI  
Macho - Hembra



| Código   | Ref.       | Pack | ■    | ■ |
|----------|------------|------|------|---|
| 6066 1/8 | 0606600001 | 10   | >100 |   |
| 6066 1/4 | 0606600002 | 10   | >100 |   |
| 6066 3/8 | 0606600003 | 10   | >100 |   |
| 6066 1/2 | 0606600004 | 10   | >100 |   |
| 6066 3/4 | 0606600005 | 10   | >50  |   |

NO GAS

6068

Válvula a esfera para gas  
Hembra - Hembra




| Código     | Ref.       | Pack | ■ | ■ |
|------------|------------|------|---|---|
| 6068 1/4   | 0606800007 | 10   |   |   |
| 6068 3/8   | 0606800008 | 10   |   |   |
| 6068 1/2   | 0606800001 | 10   |   |   |
| 6068 3/4   | 0606800002 | 10   |   |   |
| 6068 1"    | 0606800003 | 5    |   |   |
| 6068 1"1/4 | 0606800004 | 2    |   |   |
| 6068 1"1/2 | 0606800005 | 1    |   |   |
| 6068 2"    | 0606800006 | 1    |   |   |

GAS

6071

Válvula a esfera  
Hembra - Hembra



| Código   | Pack | ■    | ■ |
|----------|------|------|---|
| 6071 1/4 | 10   | >100 |   |
| 6071 3/8 | 10   | >100 |   |
| 6071 1/2 | 10   | >100 |   |
| 6071 3/4 | 10   | >50  |   |
| 6071 1"  | 5    | >25  |   |

6073

Válvula a esfera  
Macho - Tubo



| Código   | Pack | ■   | ■ |
|----------|------|-----|---|
| 6073 1/2 | 10   | >25 |   |
| 6073 3/4 | 10   | >25 |   |

Válvulas a esfera en Acero Inoxidable

60651

Válvula a esfera  
INOX MINI  
Hembra - Hembra



| Código    | Pack | ■ | ■ |
|-----------|------|---|---|
| 60651 1/4 | 10   |   |   |
| 60651 3/8 | 10   |   |   |
| 60651 1/2 | 10   |   |   |

INOX

60661

Válvula a esfera  
INOX MINI  
Macho - Hembra



| Código    | Pack | ■ | ■ |
|-----------|------|---|---|
| 60661 1/4 | 10   |   |   |
| 60661 3/8 | 10   |   |   |
| 60661 1/2 | 10   |   |   |

INOX

60671

Válvula a esfera INOX  
Hembra - Hembra



| Código      | Pack | ■ | ■ |
|-------------|------|---|---|
| 60671 1/4   | 10   |   |   |
| 60671 3/8   | 10   |   |   |
| 60671 1/2   | 10   |   |   |
| 60671 3/4   | 5    |   |   |
| 60671 1"    | 2    |   |   |
| 60671 1"1/4 | 1    |   |   |
| 60671 1"1/2 | 1    |   |   |
| 60671 2"    | 1    |   |   |

INOX

66300

Válvula  
Hembra RP ISO 7  
Hembra RP ISO 7



| Código        | Ref.       | Pack | ■ | ■ |
|---------------|------------|------|---|---|
| 66300 1/8 1/8 | 6630000001 | 2    |   |   |
| 66300 1/4 1/4 | 6630000002 | 2    |   |   |

66310

Válvula  
Macho cónico R ISO 7  
Hembra RP ISO 7



| Código        | Ref.       | Pack | ■ | ■ |
|---------------|------------|------|---|---|
| 66310 1/8 1/8 | 6631000001 | 2    |   |   |
| 66310 1/4 1/4 | 6631000002 | 2    |   |   |

66560

Válvula para tubo automático



| Código  | Ref.       | Pack | ■ | ■ |
|---------|------------|------|---|---|
| 66560 6 | 6656000002 | 2    |   |   |
| 66560 8 | 6656000003 | 2    |   |   |

New

66570

Válvula  
Macho cónico R ISO 7  
Engate rápido para tubo



| Código      | Ref.       | Pack | ■ | ■ |
|-------------|------------|------|---|---|
| 66570 6 1/8 | 6657000002 | 2    |   |   |
| 66570 6 1/4 | 6657000003 | 2    |   |   |
| 66570 8 1/8 | 6657000004 | 2    |   |   |
| 66570 8 1/4 | 6657000005 | 2    |   |   |

New

Serie GHILUX

Válvulas a esfera



**6074**

Válvula a esfera Hembra a 3 vías tipo "L"




**6075**

Válvula a esfera Hembra a 3 vías tipo "T"

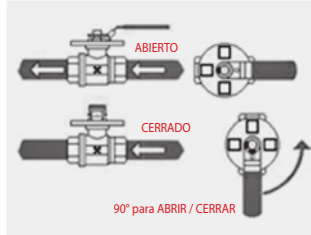
| Código     | Ref.      | Pack |
|------------|-----------|------|
| 6074 1/4   | 06074V001 | 2    |
| 6074 3/8   | 06074V002 | 2    |
| 6074 1/2   | 06074V003 | 2    |
| 6074 3/4   | 06074V004 | 2    |
| 6074 1"    | 06074V005 | 2    |
| 6074 1"1/4 | 06074V006 | 1    |
| 6074 1"1/2 | 06074V007 | 1    |
| 6074 2"    | 06074V008 | 1    |

| Código     | Ref.      | Pack |
|------------|-----------|------|
| 6075 1/4   | 06075V001 | 2    |
| 6075 3/8   | 06075V002 | 2    |
| 6075 1/2   | 06075V003 | 2    |
| 6075 3/4   | 06075V004 | 2    |
| 6075 1"    | 06075V005 | 2    |
| 6075 1"1/4 | 06075V006 | 1    |
| 6075 1"1/2 | 06075V007 | 1    |
| 6075 2"    | 06075V008 | 1    |



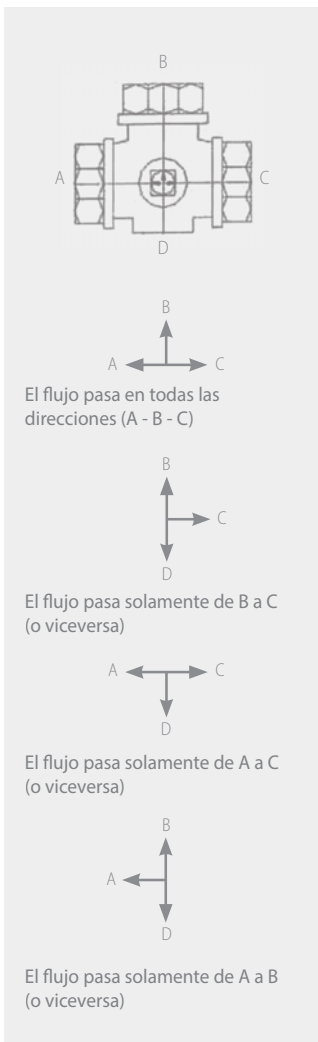
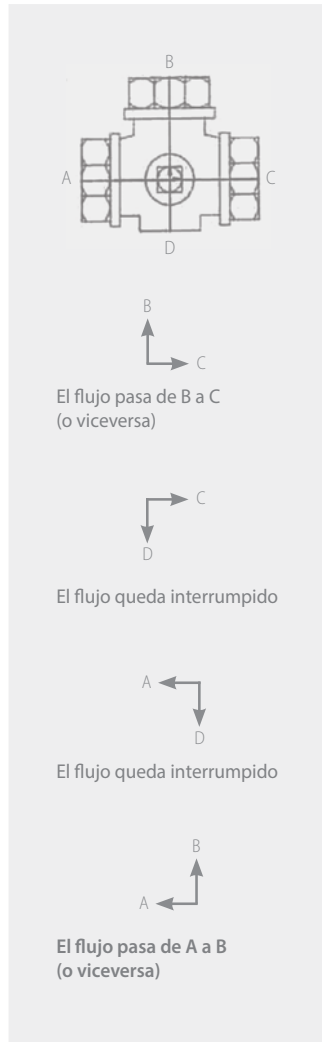
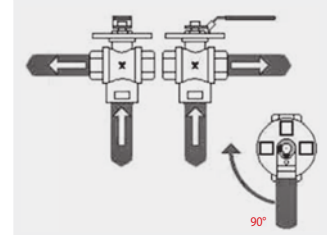
**6750L**

Válvula a esfera Hembra bloqueable



**6760L**

Válvula 3 vías a L Hembra



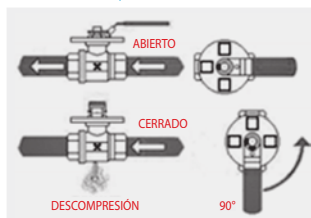
| Código      | Ref.       | Pack |
|-------------|------------|------|
| 6750L 3/8   | 06750L0001 | 1    |
| 6750L 1/2   | 06750L0002 | 1    |
| 6750L 3/4   | 06750L0003 | 1    |
| 6750L 1"    | 06750L0004 | 1    |
| 6750L 1"1/4 | 06750L0005 | 1    |
| 6750L 1"1/2 | 06750L0006 | 1    |
| 6750L 2"    | 06750L0007 | 1    |

| Código      | Ref.       | Pack |
|-------------|------------|------|
| 6760L 1/2   | 06760L0002 | 1    |
| 6760L 3/4   | 06760L0003 | 1    |
| 6760L 1"    | 06760L0004 | 1    |
| 6760L 1"1/4 | 06760L0005 | 1    |
| 6760L 1"1/2 | 06760L0006 | 1    |
| 6760L 2"    | 06760L0007 | 1    |
| 6760L 3"    | 06760L0008 | 1    |



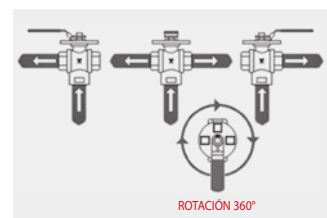
**6755L**

Válvula hembra con orificio de descompresión



**6765L**

Válvula 3 vías a T Hembra



| Código      | Ref.       | Pack |
|-------------|------------|------|
| 6755L 3/8   | 06755L0001 | 1    |
| 6755L 1/2   | 06755L0002 | 1    |
| 6755L 3/4   | 06755L0003 | 1    |
| 6755L 1"    | 06755L0004 | 1    |
| 6755L 1"1/4 | 06755L0005 | 1    |
| 6755L 1"1/2 | 06755L0006 | 1    |
| 6755L 2"    | 06755L0007 | 1    |

| Código      | Ref.       | Pack |
|-------------|------------|------|
| 6765L 1/2   | 06765L0002 | 1    |
| 6765L 3/4   | 06765L0003 | 1    |
| 6765L 1"    | 06765L0004 | 1    |
| 6765L 1"1/4 | 06765L0005 | 1    |
| 6765L 1"1/2 | 06765L0006 | 1    |
| 6765L 2"    | 06765L0007 | 1    |
| 6765L 3"    | 06765L0008 | 1    |



**6076**

Válvula a esfera Hembra con válvula de descarga

| Código     | Pack |
|------------|------|
| 6076 1/2   | 10   |
| 6076 3/4   | 10   |
| 6076 1"    | 5    |
| 6076 1"1/4 | 2    |
| 6076 1"1/2 | 1    |
| 6076 2"    | 1    |

**LUC01**

Candado de latón MM40



| Código | Ref.       | Pack |
|--------|------------|------|
| LUC01  | LUC0100002 | 1    |

Serie GHILUX

Válvulas a esfera

Accesorios

16

Grifo de purga



| Código | Pack | ■ |
|--------|------|---|
| 16 1/4 | 10   |   |
| 16 3/8 | 10   |   |

6035

Filtro "Y" PN 20



| Código     | Ref.       | Pack | ■ |
|------------|------------|------|---|
| 6035 1/4   | 0603500001 | 10   |   |
| 6035 3/8   | 0603500002 | 10   |   |
| 6035 1/2   | 0603500003 | 10   |   |
| 6035 3/4   | 0603500004 | 10   |   |
| 6035 1"    | 0603500005 | 5    |   |
| 6035 1"1/4 | 0603500006 | 2    |   |
| 6035 1"1/2 | 0603500007 | 2    |   |
| 6035 2"    | 0603500008 | 1    |   |
| 6035 2"1/2 | 0603500009 | 1    |   |
| 6035 3"    | 0603500010 | 1    |   |
| 6035 4"    | 0603500011 | 1    |   |

6037

Válvula de fondo tipo EUROPA con filtro



| Código     | Ref.       | Pack | ■ |
|------------|------------|------|---|
| 6037 3/8   |            | 10   |   |
| 6037 1/2   | 0603700001 | 10   |   |
| 6037 3/4   | 0603700002 | 5    |   |
| 6037 1"    | 0603700003 | 5    |   |
| 6037 1"1/4 | 0603700004 | 2    |   |
| 6037 1"1/2 | 0603700005 | 2    |   |
| 6037 2"    | 0603700006 | 1    |   |

16A

Grifo de purga palometa



| Código  | Pack | ■ |
|---------|------|---|
| 16A 1/8 | 10   |   |
| 16A 1/4 | 10   |   |
| 16A 3/8 | 10   |   |
| 16A 1/2 | 10   |   |

6036


Válvula de retención



| Código     | Ref.       | Pack | ■ |
|------------|------------|------|---|
| 6036 3/8   | 0603600007 | 10   |   |
| 6036 1/2   | 0603600001 | 10   |   |
| 6036 3/4   | 0603600002 | 5    |   |
| 6036 1"    | 0603600003 | 5    |   |
| 6036 1"1/4 | 0603600004 | 2    |   |
| 6036 1"1/2 | 0603600005 | 2    |   |
| 6036 2"    | 0603600006 | 1    |   |

6038

Filtro para válvula de fondo



| Código     | Ref.       | Pack | ■ |
|------------|------------|------|---|
| 6038 3/8   |            | 10   |   |
| 6038 1/2   | 0603800002 | 10   |   |
| 6038 3/4   | 0603800003 | 5    |   |
| 6038 1"    | 0603800004 | 5    |   |
| 6038 1"1/4 | 0603800005 | 2    |   |
| 6038 1"1/2 | 0603800006 | 2    |   |
| 6038 2"    | 0603800007 | 1    |   |

